

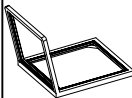

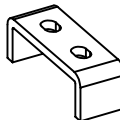


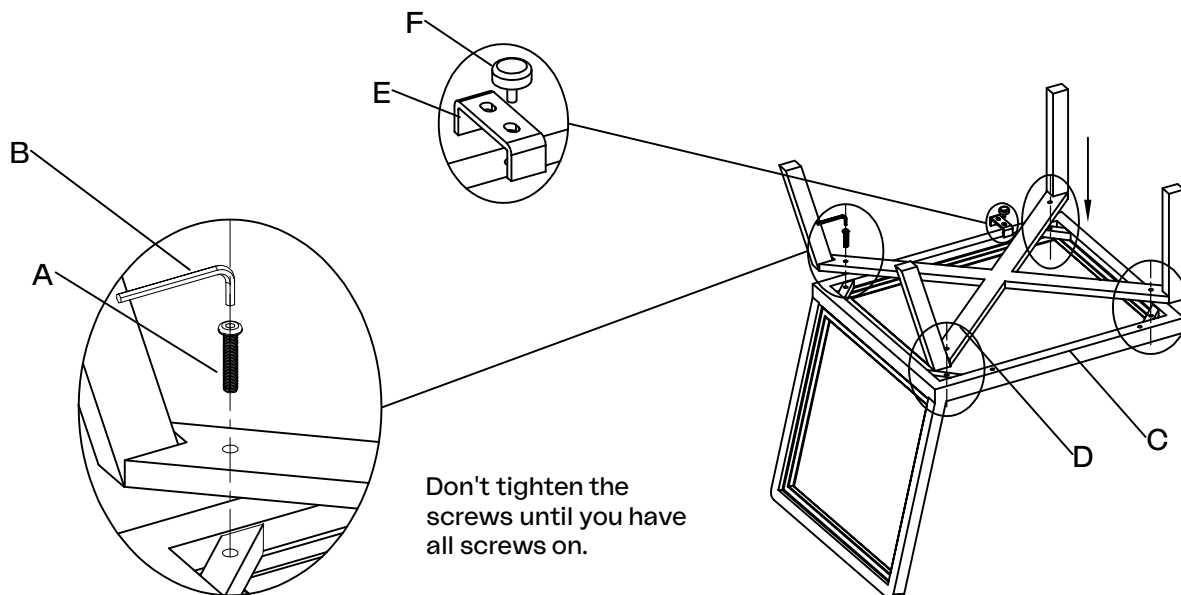
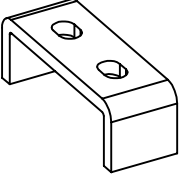
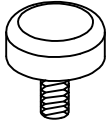
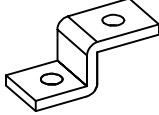


A	B	C	D	E	F				
									
M6*35	4mm								
4PCS	1PC	1PC	1PC	2PCS	4PCS				



Brafab

Assembly instruction

			<p>1. When the 2-seater L/R sofa combine with the corner/center sofa, please always use "Z" shaped connector and assemble the "Z" shaped connector first.</p> <p>2. When the corner sofa combine with center sofa please always use "U" shaped connector.</p> <p>3. Most important is please always fix up one of the adjustable screws in each connector first, and then fix up the remaining adjustable screws when you put the sofa upright on floor.</p>
"U" shaped connector	Adjustable screws	"Z" shaped connector	

